

# Kuesa Studio installation instructions/Kuesa Studio 安装指南



tQCS Limited  
82F, International Commerce Centre, 1,  
Austin Road West Kowloon, Hong Kong

tQCS Inc.  
30th flr. Trade Tower, 511, Yeongdong-  
daero, Gangnam-gu, Seoul 06164, South  
Korea

Klarälvdalens  
Datakonsult AB  
Box 30  
SE-683 21 Hagfors  
Sweden

KDAB (Deutschland)  
GmbH  
Reuchlinstraße 10-11  
10553 Berlin  
Germany

KDAB (USA), LLC  
2929 Allen Parkway  
Suite 200  
Houston, Texas 77019  
USA

KDAB S.A.S  
54 rue Frédéric Mistral  
1er étage  
84270 Vedène  
France

KDAB Ltd  
Newton Street  
The Ropewalks  
Macclesfield, SK11 6QJ  
United Kingdom

## Table of contents/目录

1 Requirements .....	4
2 Online Installation .....	5
3 Offline Installation .....	9



## Versions/版本

Version/版本	Date/日期	Comments/评论
1.0		Initial version

## 1 Requirements/需求

Prior to installing Kuesa Studio, the following should have been installed:/

在安装Kuesa Studio之前，需要安装下列软件：

- Blender 2.8 or more recent. / Blender 2.8版本或者更新的版本



## 2 Offline Installation/离线安装

Offline installers can be downloaded from: <https://downloads.kdab.com/kuesa/studio/offline>

离线安装包可以在这个地址下载: <https://downloads.kdab.com/kuesa/studio/offline/>

Once downloaded, run the installer.

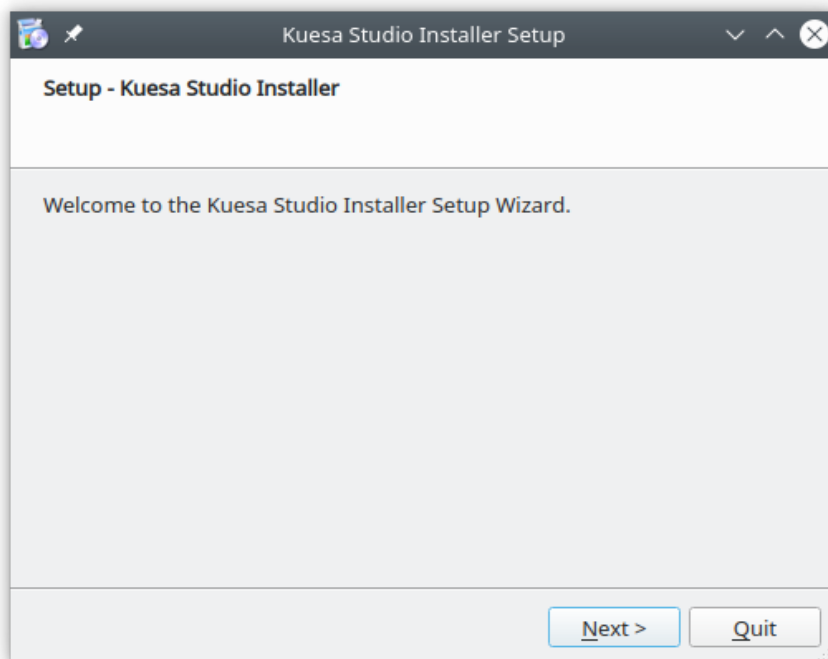
下载完成, 运行安装程序

Note: on linux, you might have to make the installer executable by running the command:

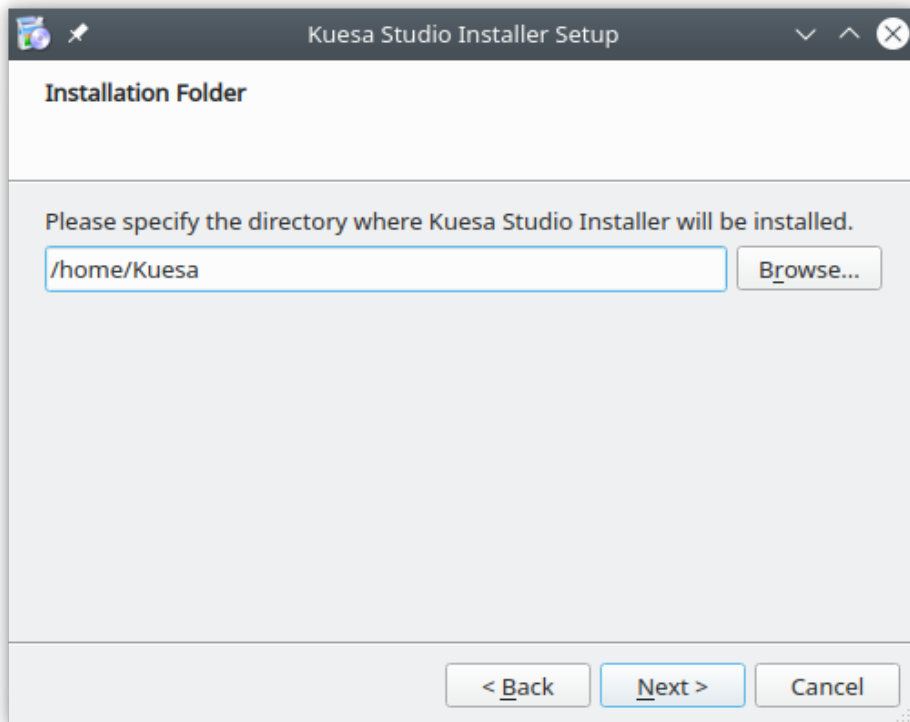
注意: 如果是在Linux系统上进行安装, 可能需要你手动给安装程序添加

`chmod +x ./KuesaStudio_Offline_linux_x86_64.run`

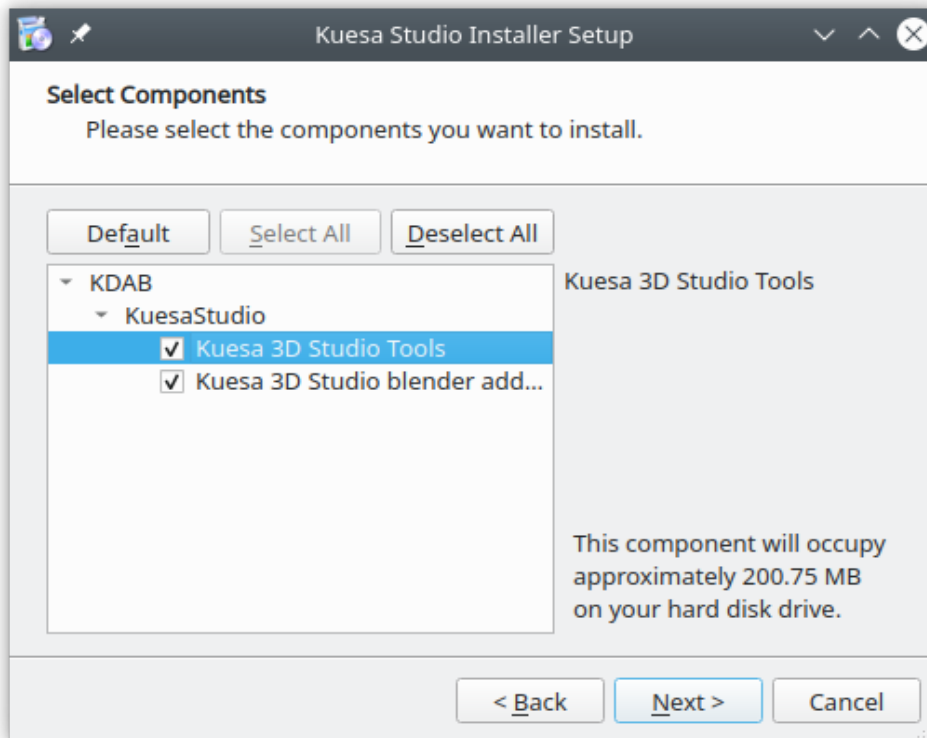
### 2.1.1



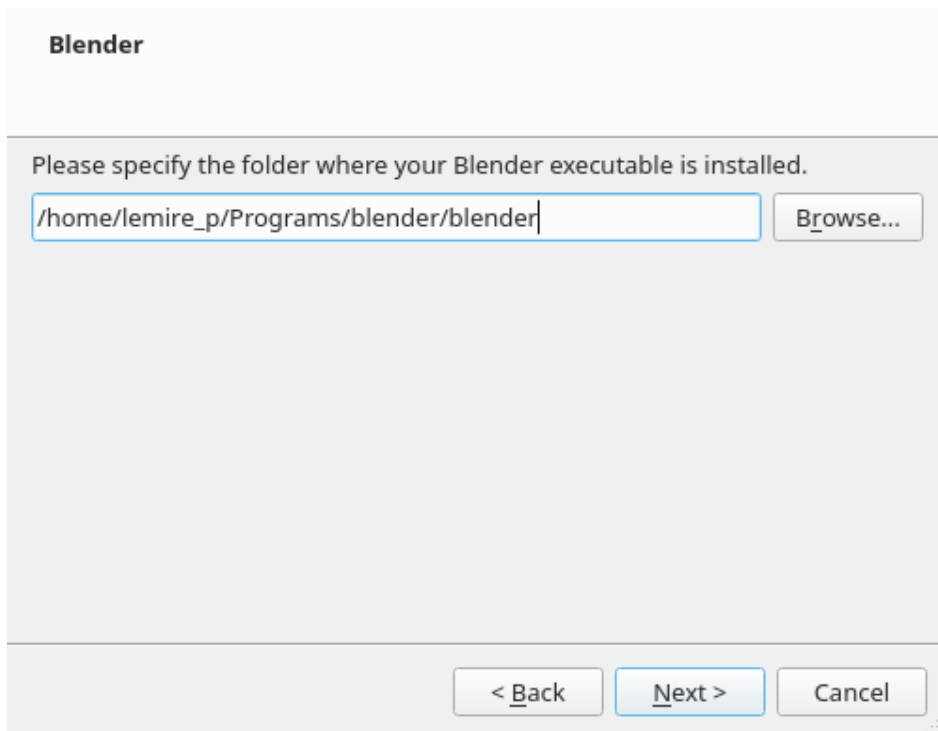
1. Select the path where the KuesaStudio Tools should be installed  
选择KuesaStudio工具要安装的路径



2. Then select both entries under KuesaStudio  
选择KuesaStudio下的两个条目



3. When prompted, select the location where the Blender executable is located  
输入Blender可执行文件的位置，当系统要求输入的时候



- 4. Installation should then be completed  
安装完成

